

CRAFT

"I Believe" Book

Jesus Appears to Thomas

John 20:19-31

You Need

- Print the following 2 pages
- Crayons
- For a tactile component, provide decorating supplies (e.g., raffia or snippets of yellow paper for straw, a yellow circle of sandpaper to glue to the stone, and colored tissue paper to decorate the stained glass windows).
- For younger children, cut the page in half, fold both halves, and nest pages together in order ahead of time.

Introduce the Craft

Read John 20:19-31

Ask What do you believe about Jesus? How do you know these things are true? God tells us in His Word, the Bible! Today we're going to make a little book that tells things we believe about Jesus.

Do This

Show children how to cut and assemble the booklets. Help children write their name on their booklets.

Finish the pages as follows:

1. I believe Jesus is the Son of God. Color straw in the manger or glue snippets of raffia or yellow paper to it.
2. I believe Jesus loves me. Draw a Bible in the man's

hands. The Bible tells me that Jesus loves me. He gives me parents and others to care for me.

3. I believe Jesus died on the cross to pay for my sins. Color the cross.
4. I believe Jesus rose on Easter Day. Add sandpaper to the rolled-away stone (or color in stone). Color the flowers.
5. I believe Jesus answers my prayers. Color the stained glass windows or glue on bits of colored tissue paper.
6. I believe Jesus is always with me. Color the picture.
7. I believe Jesus will take me to heaven someday. Have children draw themselves by Jesus.

*Paper Plus option: Make wet-chalk pictures. Dissolve sugar in water using one part sugar to three parts water. Soak chalk in this solution for five minutes. Have the children draw pictures of Easter symbols (e.g., cross, butterfly) on paper. The sugar-water will create a different effect when pictures are dry. Re-wet the chalk as needed.

I believe . . .




Jesus will take me
to heaven someday.
Draw yourself by Jesus.

7

My "I Believe" Book

I believe . . .



Jesus answers my prayers.

5

I believe . . .



Jesus loves me.

2

I believe . . .



Jesus is the Son of God.

1


I believe . . .



Jesus is always with me.

6


I believe . . .



Jesus died on the cross
to pay for my sins.

3

I believe . . .



Jesus rose on Easter Day.

4

SNACK

Blindfold and Believe

Jesus Appears to Thomas

John 20:19–31

You Need

- Bandana or other object to be used as a blindfold
- Variety of food items that children will try to guess while blindfolded using other senses than eyesight (e.g., peeled grapes, cinnamon sticks, broccoli, orange slices, powdered donuts, pretzels, coffee grounds or yogurt in a container, and so forth)
- Additional food to eat (clean grapes or other fruit, cheese cubes, crackers, etc.) & napkins

Introduce the Snack

Read John 20:19–31

Say We, like Thomas, doubt what we cannot see. Through His Spirit, God gives us eyes of faith that we might see Jesus in Word and Sacrament and believe in Him.

Do This

Prepare foods: peel grapes, cut up vegetables, put small amounts of yogurt or the like in containers. Blindfold your child, and hand them one of the food items. Let them try to guess the food. After a minute or so, give clues to help. Repeat with different foods.

Make the Point

Ask Was it easy to figure out the food when you couldn't see it? What did you do? **I touched it, I smelled it, the hints helped.**

Say We hear in the Bible story how Thomas didn't see Jesus with the other disciples on Easter. Thomas said he wanted to touch Jesus and see Him for himself before he would believe that Jesus was really alive.

Maybe you have felt this way too. But we can't touch Jesus today, can we?

Ask Since we do not see Jesus with our eyes, how do we get to know Him? How do we "see" Jesus? **The Holy Spirit works through God's Word and Sacraments to give us eyes of faith to believe that Jesus died and rose for our salvation.**

Say Our eyes of faith can see Him in the water of Baptism because He is present in His Word. Our eyes of faith can see Him in the bread and the wine of Holy Communion because we believe He is truly present with us. We see Him in His Word and hear His words to us, assuring us of His love and forgiveness. When we read or hear God's Word, Jesus is there.

Jesus is with you! His Spirit is working through God's Word and Sacraments to keep you in the saving faith until the day He returns to take you to your heavenly home.

Pray a prayer thanking Jesus for the reminders of His love for us and for the snack you will eat. Pass out napkins and the food for a snack.

EXPERIMENT

Mirror Drawing Challenge

Light of the World

Matthew 5:14-16; John 8:12

Make the Point

Say This experiment can remind us of how impossible it is for us to reflect the light of Jesus on our own. We can only reflect His light because He gives us faith and strengthens us through His Word. JESUS IS THE LIGHT OF LIFE THAT WE SHARE WITH OTHERS.

You Need

- A mirror (preferably one with a stand)
- Drawing of a cross
- Pencil
- Paper

Introduce the Experiment

Read Matthew 5:14-16; John 8:12

Do This

Say Today, we are going to do an experiment. For this experiment, you are going to try to trace a simple cross while looking in a mirror.

Place the drawing of the cross on the table with the mirror standing behind it. Have your child sit facing the mirror and try to trace the cross while only looking in the mirror.

Ask What happened when you tried to draw? You either went very slowly or had difficulty tracing the cross.

What was the problem with trying to trace the cross?

The image was upside down. Your hand had to move opposite the direction you thought it did.